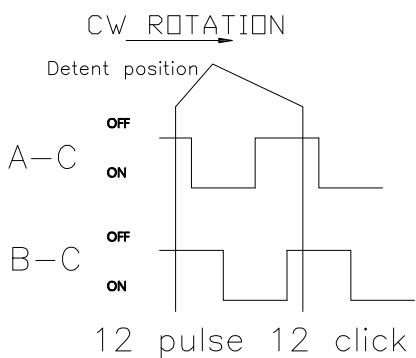
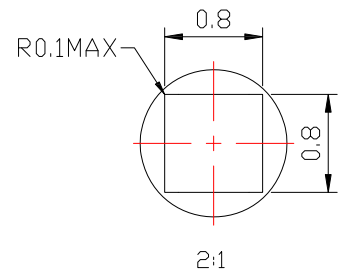
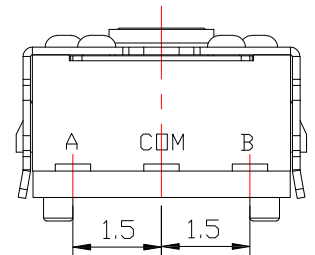


P.B.C LAYOUT



SPECIFICATIONS

Rating	DC 12V , 50mA
Contact Resistance	100mΩ Max.
Rotational Force	10±5 gf

ITEM	NAME	MATERIAL
1	Cover	Stainless Steel (Ni Plated)
2	Anchor Plate	Stainless Steel
3	Wheel gear	PA
4	Base	PA
5	ContactSpring	Phosphor Bonze
6	Terminal	Phosphor Bonze(Ag Plated)



TOLERANCE UNLESS OTHERWISE STATED :  
 Up to 5 ±0.2  
 Above 5 ~ 15 ±0.3  
 Above 15 ~ 30 ±0.4  
 Above 30 ~ 50 ±0.5  
 Angle ±0.3

DRAWN BY:	DATE	MATL	TITLE	ENCODER SWITCH
Jack Lu	08/01/24	FINISH	MODLE	ENCODER SWITCH
CHECKED BY:	DATE	SCALE	DWG NO.	K26-12P-S476
Jacky Chen	08/01/24	1 : 1	PART NO.	K26-12P-S476
APPROVED BY:	DATE	SHEET NO.	1 of 1	
Tony Kao	08/01/24			

ITEM NO.	DESCRIPTION	DRAWN	DATE